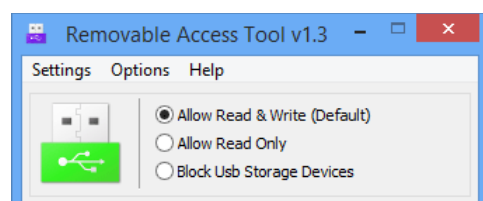


[sordum.org](https://www.sordum.org)

## Ratool v1.3 (Removable Access tool)

*Author*

4-5 minút



Removable Access Tool (a.k.a. Ratool) is a simple to use portable freeware application which aids in the control of external storage devices such as USB flash drives, CD/DVD drives, as well as floppy, tape and WPD devices. Ratool can disable USB storage access or enable write protection on all USB flash drives, thus preventing data from being modified or deleted, protecting your confidential data from being copied by others.

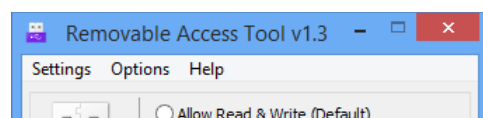
There are many such tools available online, but they are often easily circumvented. For example, if you use one of these USB disablers to disable a flash drive, someone could simply use another tool and enable it again. This means these tools are not actually protecting your USB ports, which is why we created Ratool. By using Ratool, you won't have to worry about this, as other tools cannot easily break Ratool's protection.

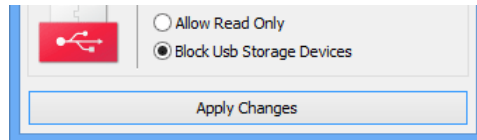
### **Ratool v1.3 What is new:** (21.05.2015)

1. [Fixed] – After blocking all usb storage devices, clicking “non used usb device”, would reset all restrictions – Lock settings should be chosen (critical)
2. [Fixed] – inaccessibility of Usbstor service causes an ownership problem (rare)
3. [Fixed] – Some minor BUGS
4. [Added] – “Prevent Installation of USB Devices” feature added. This feature allows you to block all USB Devices except yours (i.e. a white list)

Ratool allows the following actions:

1. Block USB Storage Devices: disables all USB storage devices access to your PC

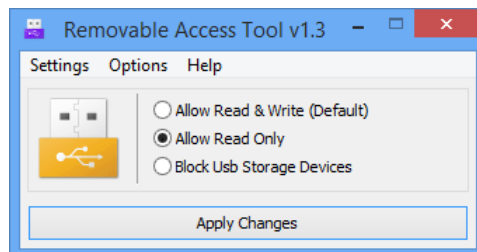




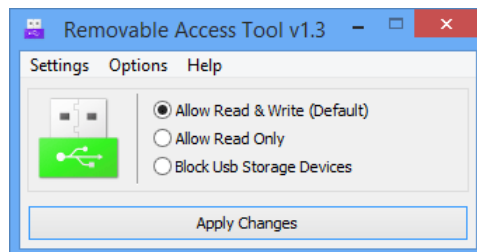
### How to block all USB devices except yours

- a. Plug in Your USB device (You can plug in more than one)
  - b. In the Options menu, click "Prevent Installation of USB devices"
- Currently plugged in devices will be excluded (allowed), all other USB devices will be blocked.

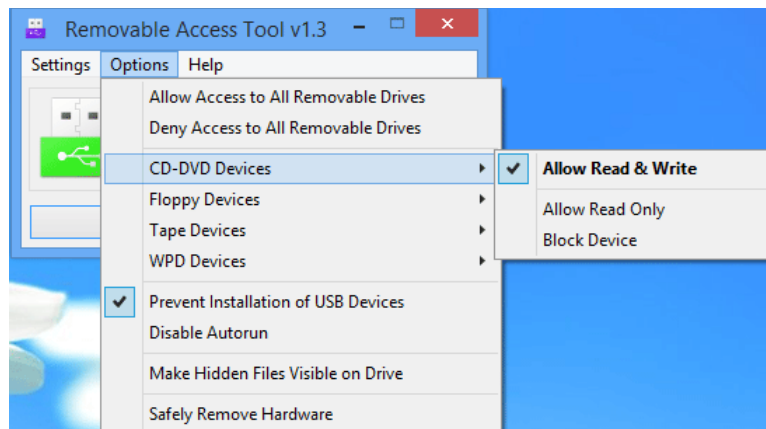
2. Allow Read Only: Makes USB storage devices Read-Only. Write access is disabled. In certain situations, you may wish to prevent data from being written to the device.




3. Allow Read & Write (Default): resets everything back to normal so that USB storage devices function normally.

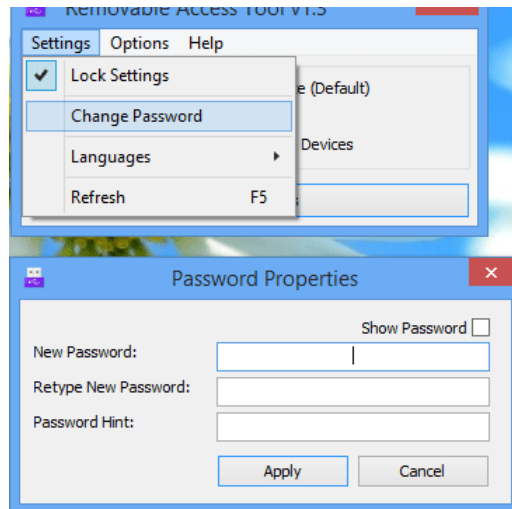


4. In the Options menu, you can choose to block or unblock removable drives, allow or deny access to them, or disable Autorun (a security measure preventing malware from using the Autorun feature to launch itself). There is also an option to show hidden files on the drive, and one to safely remove hardware

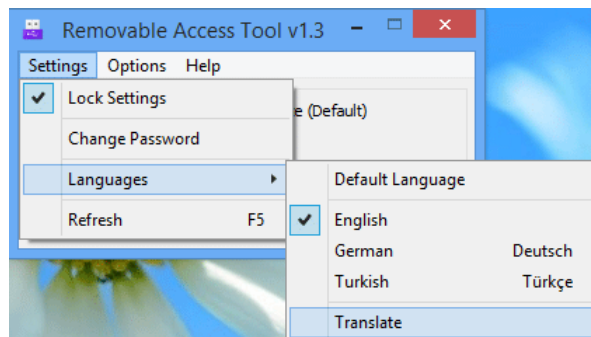


5. Under the Settings menu, you can set a password to prevent unauthorized changes.

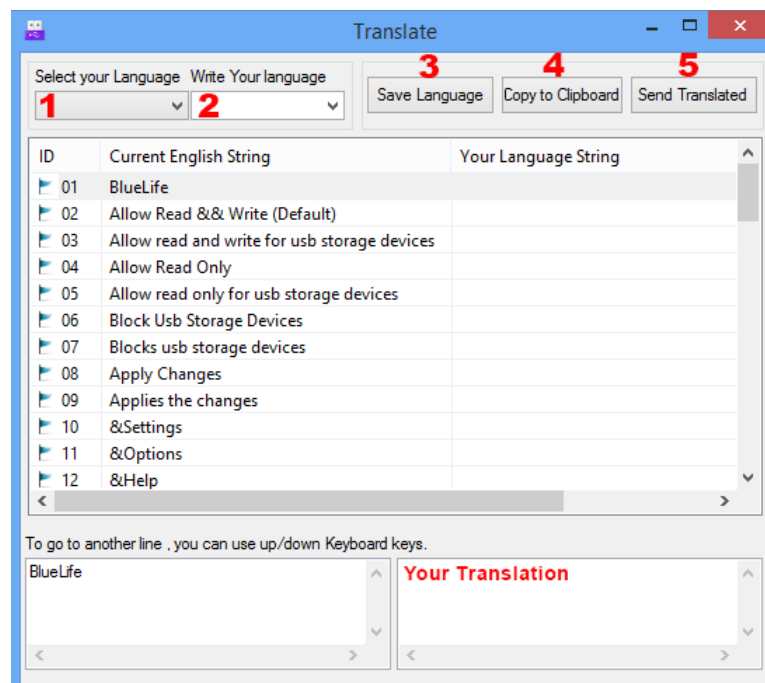




6. Also under Settings is the option to switch languages (English, German and Turkish are pre-installed). The Translate option allows you to edit the language and translate the GUI into your own language



The Translate window allows you to translate each row individually



1. Select your own language (this is important for setting the correct language ID)
2. In the Your Translation field, type your translation. (for example, if

your language is Japanese, type Japanese words)

3. If you wish, you can save the translation

4. Click the 'Copy to Clipboard' button

5. Finally, click the "Send translated data" button to send us your translation

**Supported Operating Systems:** Windows 10 , Windows 8.1 , Windows 8 , Windows 7 , Windows Vista , Winsows xp – Not fully featured (both x86 and x64)

**Supported Languages:** English , Turkish , German , Japanese , Persian , Vietnamese , Russian , Ukrainian , Hungarian , Greek , Arabic , Simplified Chinese , Chinese Traditional , Swedish , French , Polish , Spanish , Italian , Korean , Serbian , Portuguese , Indonesian , Uyghur , Thai , Slovenian



File: Ratool.exe

MD5: c443e012acc7fe715c1af5ec5e569c0d

SHA1: 1119653610f814aaef4520c7083e8ffa283a656e

Download